

IELTS WRITING TASK 1



Name: _____
Class: _____
Teacher: _____

Contents

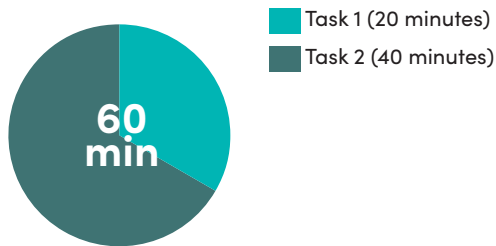
Welcome to IELTS Writing Task 1.

Lesson	Topic	Date Completed
1	Introduction to Task Writing 1	Types of task, marking criteria,
2	Language of Change	Essential vocabulary for describing changes.
3	Introducing a graph	
4	Line Graphs	
5	Bar Charts	
6	Pie Charts	
7	Tables	
8	Processes	
9	Maps	
10	Multiple Data sources	

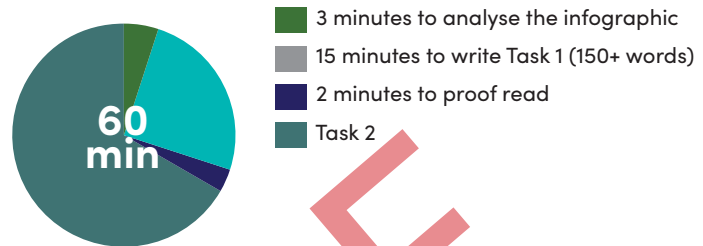
Chapter One: What is IELTS Writing Task 1?

In Task 1 of IELTS writing candidates will be required to write a report in a given infographic. Candidates are suggested to use no more than 20 minutes on Task 1 to allow enough time to do Task 2.

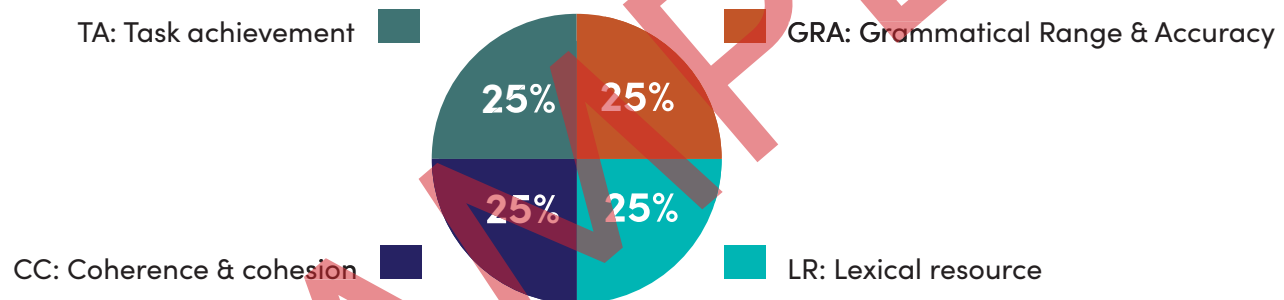
1. IELTS Writing Tasks: How long should be spent on each task?



2. IELTS Writing Task 1: How should the 20 minutes be divided?



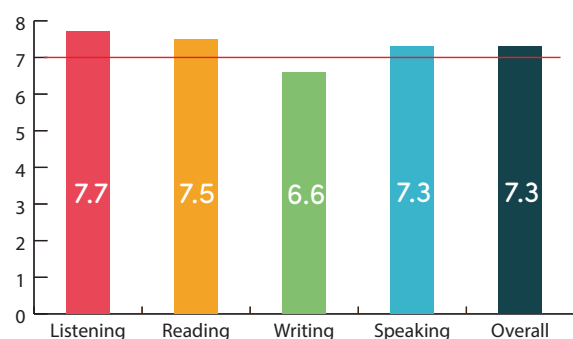
3. Discuss: Candidates writing will be assessed using four different criteria, each of which is worth 25% of your total marks for Task 1. (See pages 2 and 3)



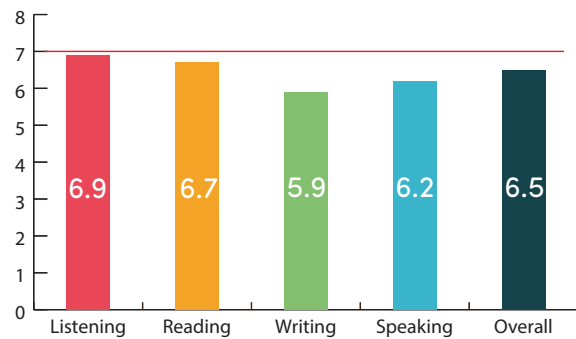
Candidates writing will be assessed using four different criteria, each of which is worth 25% of your total marks for Task 1.

4. How difficult is the IELTS writing task? Look at the following bar charts.

These bar charts show the 2015 IELTS scores for students from Hong Kong and Germany.



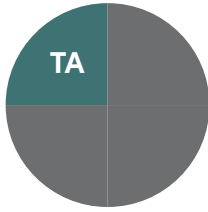
2015 IELTS average results from Germany



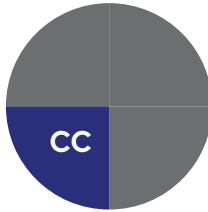
2015 IELTS average results from Hong Kong.

5. What obvious differences do you see between the bar charts?

IELTS TASK 1 Writing Band descriptors. To get a high score, it is essential that you understand the marking criteria. Read the key points and highlight



Candidates must accurately reflect the relevant information in the graph to the level that a reader would be able to accurately reproduce the key features of the infographic.



Candidates must produce an answer that is clear, fluent and easy to understand. Good paragraphing and appropriate use of cohesive devices will improve a candidate's score.

	TA: Task achievement	CC: Coherence & Cohesion
9.0	<ul style="list-style-type: none"> fully satisfies the task requirement. clearly presents a fully developed response. 	<ul style="list-style-type: none"> uses cohesion in such a way that it attracts no attention. skilfully manages paragraphing.
8.0	<ul style="list-style-type: none"> covers task requirements sufficiently presents, highlights and illustrates key features clearly and appropriately. 	<ul style="list-style-type: none"> sequences information and ideas logically. manages all aspects of cohesion well. uses paragraphing sufficiently and appropriately.
7.0	<ul style="list-style-type: none"> covers the requirements of the task presents a clear overview of main trends, differences or stages clearly presents and highlights key features/bullet points but could be more fully extended 	<ul style="list-style-type: none"> logically organises information and ideas; there is clear progression throughout. uses a range of cohesive devices appropriately although there may be some under-/over-use.
6.0	<ul style="list-style-type: none"> addresses the requirements of the task presents an overview with information appropriately selected. presents and adequately highlights key features/bullet points but details may be irrelevant, inappropriate or inaccurate. 	<ul style="list-style-type: none"> arranges information and ideas coherently and there is a clear overall progression. uses cohesive devices effectively, but cohesion within and/or between sentences may be faulty or mechanical. may not always use referencing clearly or appropriately
5.0	<ul style="list-style-type: none"> generally addresses the task; the format may be inappropriate in places recounts detail mechanically with no clear overview; there may be no data to support the description presents, but inadequately covers, key features/bullet points; there may be a tendency to focus on detail 	<ul style="list-style-type: none"> presents information with some organisation but there may be a lack of overall progression makes inadequate, inaccurate or overuse of cohesive devices may be repetitive because of lack of referencing and substitution
4.0		
3.0		
2.0	<ul style="list-style-type: none"> answer is barely related to the task 	<ul style="list-style-type: none"> has very little control of organisational features
1.0		
0	<ul style="list-style-type: none"> does not attend does not attempt the task in any way writes a totally memorised response 	

6. Discuss: IELTS is an English language proficiency test.

What level of English proficiency do you think you have?

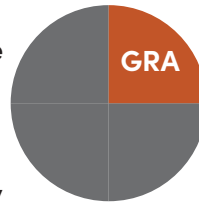
The Hong Kong 2015 average is 5.9, what IELTS level are you hoping to attain in IELTS writing?

What will you do to reach that level?



Candidates must choose relevant, appropriate and accurate words.

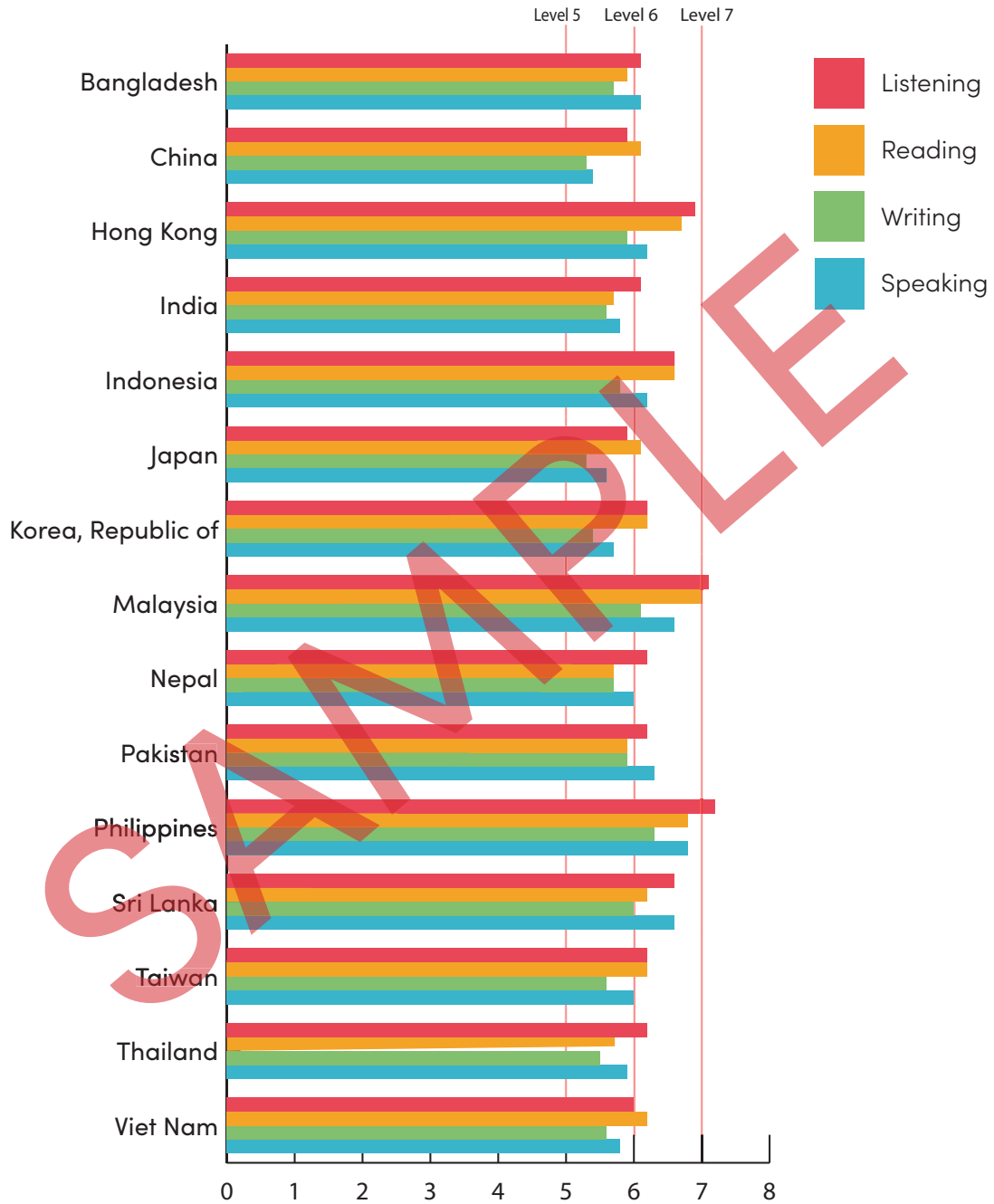
Candidates must use a variety of vocabulary and not just copy the words in the question.



Candidates must use grammatically accurate sentences and appropriate language structures.

LR: Lexical Resource	GRA: Grammatical range and Accuracy	
<ul style="list-style-type: none"> uses a wide range of vocabulary with very natural and sophisticated control of lexical features; rare minor errors occur only as 'slips' 	<ul style="list-style-type: none"> uses a wide range of vocabulary with very natural and sophisticated control of lexical features; rare minor errors occur only as 'slips' 	9.0
<ul style="list-style-type: none"> uses a wide range of vocabulary fluently and flexibly to convey precise meanings. skilfully uses uncommon lexical items but there may be occasional inaccuracies in word choice and collocation. produces rare errors in spelling and/or word formation 	<ul style="list-style-type: none"> uses a wide range of structures the majority of sentences are error-free makes only very occasional errors or inappropriacies 	8.0
<ul style="list-style-type: none"> uses a sufficient range of vocabulary to allow some flexibility and precision. uses less common lexical items with some awareness of style and collocation. may produce occasional errors in word choice, spelling and/or word formation. 	<ul style="list-style-type: none"> uses a variety of complex structures. produces frequent error-free sentences. has good control of grammar and punctuation but may make a few errors. 	7.0
<ul style="list-style-type: none"> uses an adequate range of vocabulary for the task. attempts to use less common vocabulary but with some inaccuracy. makes some errors in spelling and/or word formation, but they do not impede communication. 	<ul style="list-style-type: none"> uses a mix of simple and complex sentence forms makes some errors in grammar and punctuation but they rarely reduce communication 	6.0
<ul style="list-style-type: none"> uses a limited range of vocabulary, but this is minimally adequate for the task. may make noticeable errors in spelling and/or word formation that may cause some difficulty for the reader. 	<ul style="list-style-type: none"> uses only a limited range of structures attempts complex sentences but these tend to be less accurate than simple sentences may make frequent grammatical errors and punctuation may be faulty; errors can cause some difficulty for the reader. 	5.0
		4.0
		3.0
<ul style="list-style-type: none"> uses an extremely limited range of vocabulary; essentially no control of word formation and/or spelling. 	<ul style="list-style-type: none"> cannot use sentence forms except in memorised phrases 	2.0
		1.0
<ul style="list-style-type: none"> does not attend does not attempt the task in any way writes a totally memorised response 		0

7. IELTS Task 1 Writing is all about understanding infographics, look at the bar chart below which shows a breakdown of IELTS scores for several Asian countries.



Find the answers to these questions:

- Which three countries have the best overall IELTS scores?
- Which countries have the worst overall IELTS scores?
- Which countries do equally well at two of the the four test types?
- What other interesting patterns can you see?

8. In IELTS Writing Task 1 you will not be asked to give your opinion.

However, with the goal of finding ways to improve your IELTS score, please write your opinion on the data presented on the opposite page. Use figures to support your opinion.

Some prompts have been given.

a) What is your opinion on Hong Kong's ranking?

b) Why do you think that the top two countries are so strong at listening and reading?

c) Why do you think all the countries on the list struggle with the IELTS Writing component?
(Use the data from pages 1-3 to support your answer)

d) What IELTS score do you think you will get if you took the test now? What IELTS score do you think you will get if you take the test 6 months from now? Explain the difference.

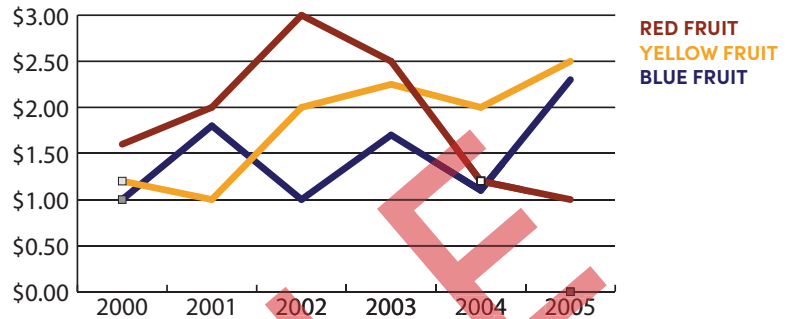
9. An Introduction to question types.

Label the following graphics and write an explanation of what each picture shows

Line Graph Bar Chart Pie Chart Table	Process Diagram Map
---	------------------------

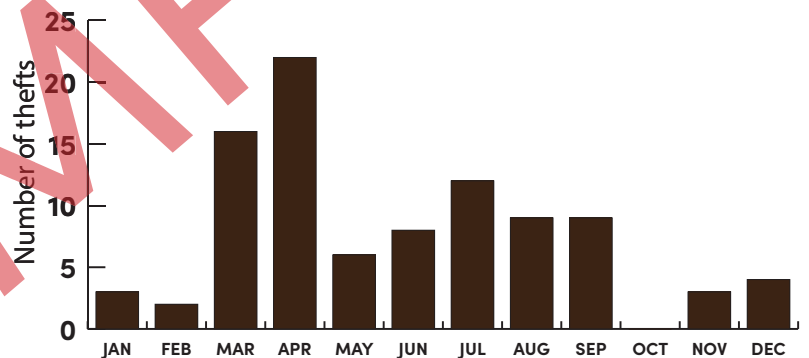
Type:

What does it show?:



Type:

What does it show?:



Type:

What does it show?:

